




# PTL MAIN WIRING HARNESS

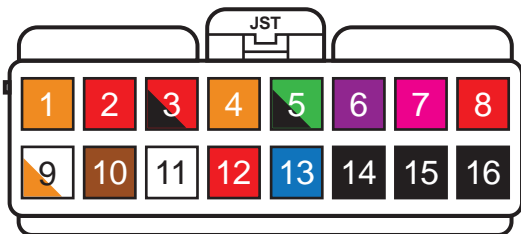
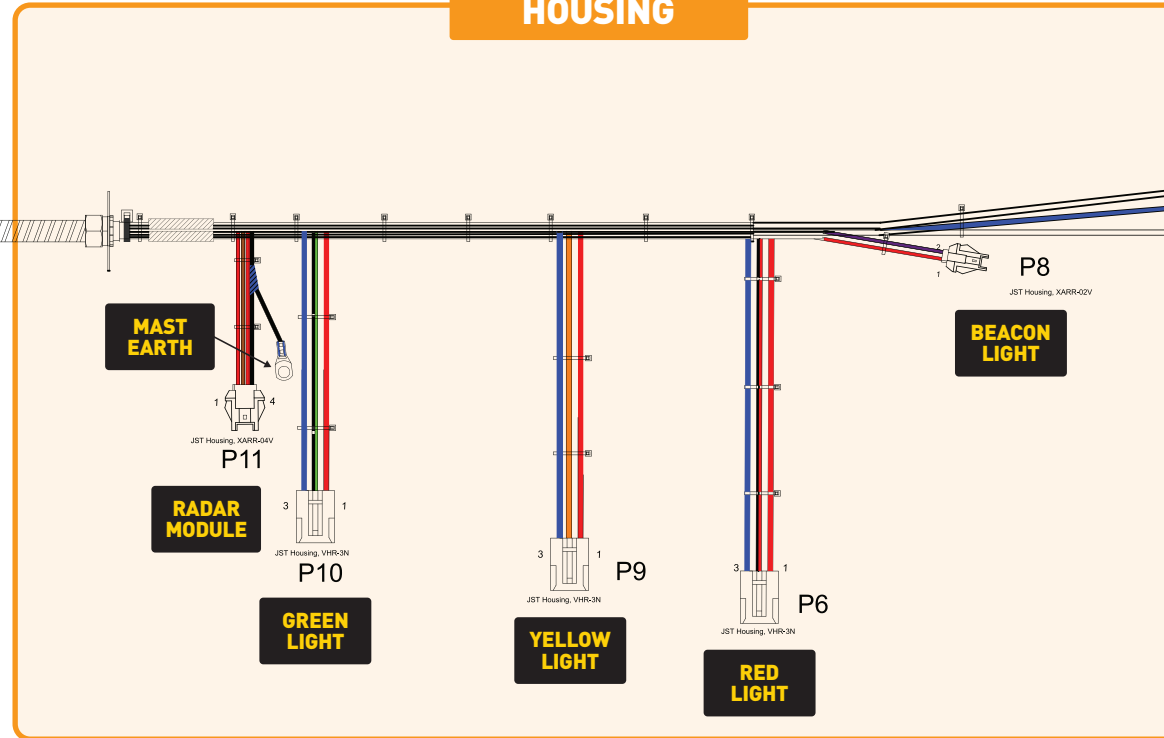
PTL-NxG

PART NUMBER 12121

## BATTERY AND CONTROL BOX



## TRAFFIC LIGHT HOUSING



## PTL MAIN CONNECTOR

Pin 1	Direct Link A Out	ORANGE	Pin 5	GREEN ASPECT	GREEN & BLACK
Pin 9	Direct Link B Out	WHITE & ORANGE	Pin 13	Dim Out	BLUE
Pin 2	Radar TX Output	RED	Pin 6	BEACON	PURPLE
Pin 10	Radar RX Input	BROWN	Pin 14	GND	BLACK
Pin 3	RED ASPECT	RED & BLACK	Pin 7	+Ve 12V Fused Output	PINK
Pin 11	Boom Gate Trigger Output		Pin 15	-Ve RF and Radar	BLACK
Pin 4	AMBER ASPECT	ORANGE	Pin 8	+12V from Fuse Panel	RED from FUSE PANEL
Pin 12	+Ve 12V Output for Radar and Aspects	RED from BATTERY	Pin 16	GND from Battery	BLACK from BATTERY



# DETAIL VIEW

PTL-NxG



**FUSE PANEL**  
PART NUMBER 53017  
BATTERY CHARGER = 15A  
SOLAR = 25A  
PTL = 15A

For Amp ratings refer to Operations & Maintenance m.  
TO AVOID SERIOUS INJURY OR DAMAGE TO YOUR EQUIPMENT, ENSURE CORRECT FUSES ARE FIT

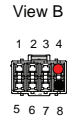


**SOLAR CHARGER**  
PART 12011 & 12168  
WHITE = POSITIVE SOLAR IN  
BLUE = NEGATIVE SOLAR IN  
RED = POSITIVE BATTERY  
BLACK = -VE BATTERY

P1

- White 4mm
- Blue 4mm
- Red 6mm
- Black 6mm


**BATTERY CHARGER**  
PART NUMBER 32240



**240 PLUG INLET**  
PART NUMBER 14721



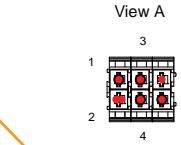
**HOIST SWITCH CONTROL**  
USED WITH PART 22086  
(MASTER HOIST SWITCH)  
AND PART NUMBER 22087  
(SLAVE HOIST SWITCH)



CONNECT TO CHASSIS

P3

CONNECT TO BATTERY -VE



P7

Housing: 868-062-000

A

To Batt. -Ve

BV1.25

P12

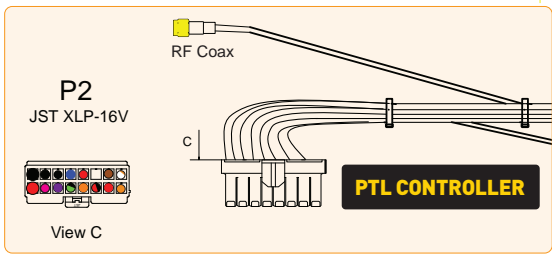
Housing: VLP-08V

B

CONNECT TO BATTERY +VE

P5

TO LIGHTS AND AERIAL



View C

PTL CONTROLLER

x2


DIRECT LINK CONNECTION



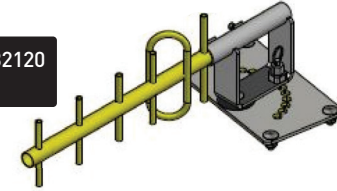
# PIN ASSIGNMENT

## PTL-NxG

**RF FROM PTL CONTROLLER**



**TO YAGI AERIAL PART NUMBER 32120**  
**BRACKET PART NUMBER 12148**



**SOLAR CHARGER**

**DIRECT LINK**  
PART NUMBER 32410 [2 fitted]

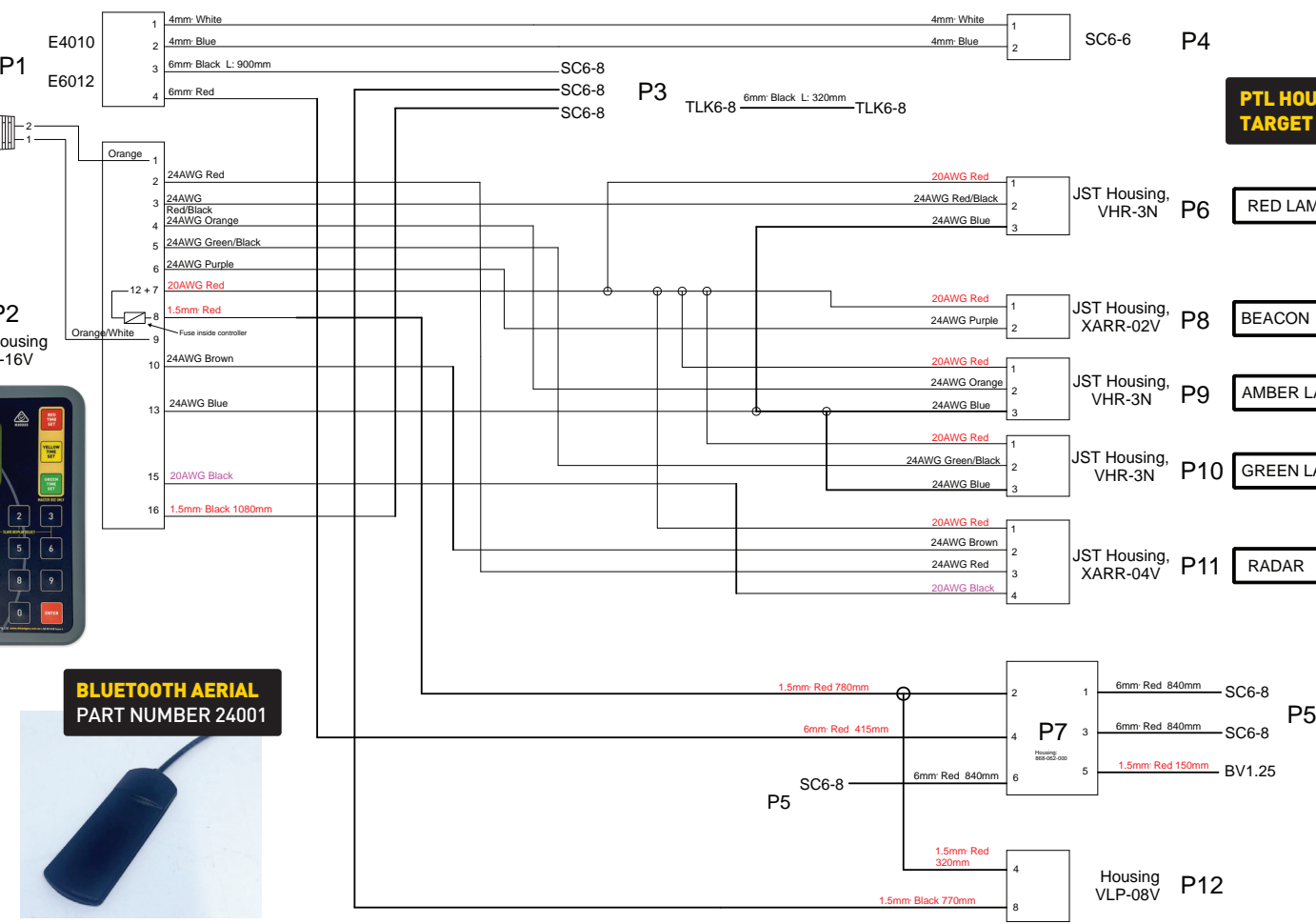


**PTL CONTROLLER**  
PART NUMBER 12285



**DS-LIVE OPTION:**  
**GPS TRACKING AND REMOTE PROGRAMMING OPTIONS**  
PART NUMBER 32411

**BLUETOOTH AERIAL**  
PART NUMBER 24001



**FUSE PANEL**  
PART NUMBER 53017

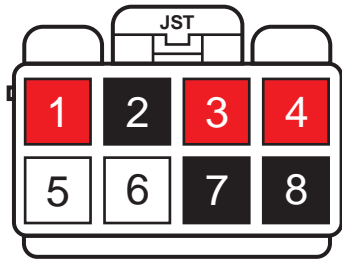






# PTL-TRAILER HOIST CONTROLLERS

**PTL-NxG**



## PTL FRONT MASTER TRAILER

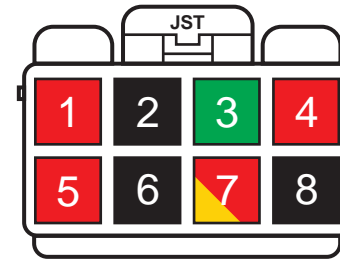
Pin 1	HOIST LIFT +	<b>RED</b>
Pin 5	Not used	
Pin 2	HOIST LIFT -	<b>BLACK</b>
Pin 6	Not used	
Pin 3	+ VE 12V Output option for PTL Remote charger	<b>RED</b>
Pin 7	GND Output option for PTL Remote charger	<b>BLACK</b>
Pin 4	+12V Input	<b>RED from FUSE PANEL</b>
Pin 8	GND	<b>BLACK from BATTERY</b>



**PTL-REMOTE USB CHARGER**  
PART NUMBER 14659



**PTL-REMOTE BRACKET**  
PART NUMBER 12167



## PTL REAR SLAVE TRAILER

PTL TRAILER HOIST and LINK ACTUATOR CONTROLLER

Pin 1	HOIST LIFT +	<b>RED</b>
Pin 5	Micro Switch (C)	<b>RED</b>
Pin 2	HOIST LIFT -	<b>BLACK</b>
Pin 6	LINK Motor -	<b>BLACK</b>
Pin 3	Micro Switch (NC) (Dolly Wheel UP)	<b>GREEN</b>
Pin 7	LINK Motor + & Micro Switch (NO) (Dolly wheel Down)	<b>RED &amp; YELLOW</b>
Pin 4	+ VE 12V Input	<b>RED from FUSE PANEL</b>
Pin 8	GND	<b>BLACK from BATTERY</b>



**PTL-REMOTE**  
PART NUMBER 51819



**ST1-REMOTE**  
PART NUMBER 51912

